

Scaled data based on original data using
LM-79-08 Approved Method: Electrical and Photometric Measurements of Solid-
State Lighting Products

Test Report Prepared for
Cooper Lighting Solutions
(formerly Eaton)

Brand: STREETWORKS

Report Number: P382770

Luminaire Tested: **GAN-SA1C-735-U-AFL**

Issue Date: 3/3/2020

Test Information

Test Method: LM-79-08
Report Number: P382770
TEST IS SCALED FROM IESNA LM-79-08 TEST DATA (G2-1903-205-29)
Test Lab: INNOVATION CENTER
Issue Date: 3/3/2020
Manufacturer: COOPER LIGHTING SOLUTIONS (FORMERLY EATON)
Product Line: STREETWORKS
Catalog Number: GAN-SA1C-735-U-AFL
Description: GALLEON AREA AND ROADWAY LUMINAIRE
(1) 70 CRI, 3500K, 1050mA LIGHTSQUARE WITH 16 LEDS AND AUTOMOTIVE FRONTLINE OPTICS
Light Source: -
Ballast/Driver: ELECTRONIC DRIVER

Summary

Lumens per Lamp: N/A
Luminaire Lumens: 7077.9 lumens
Efficiency: N/A
Efficacy: 120.0 lumens/watt
Luminous Opening: Rectangular (W 0.5' x L: 0.5' x H: 0')
IES Classification: Type II - Short
BUG Rating: B1 - U0 - G1

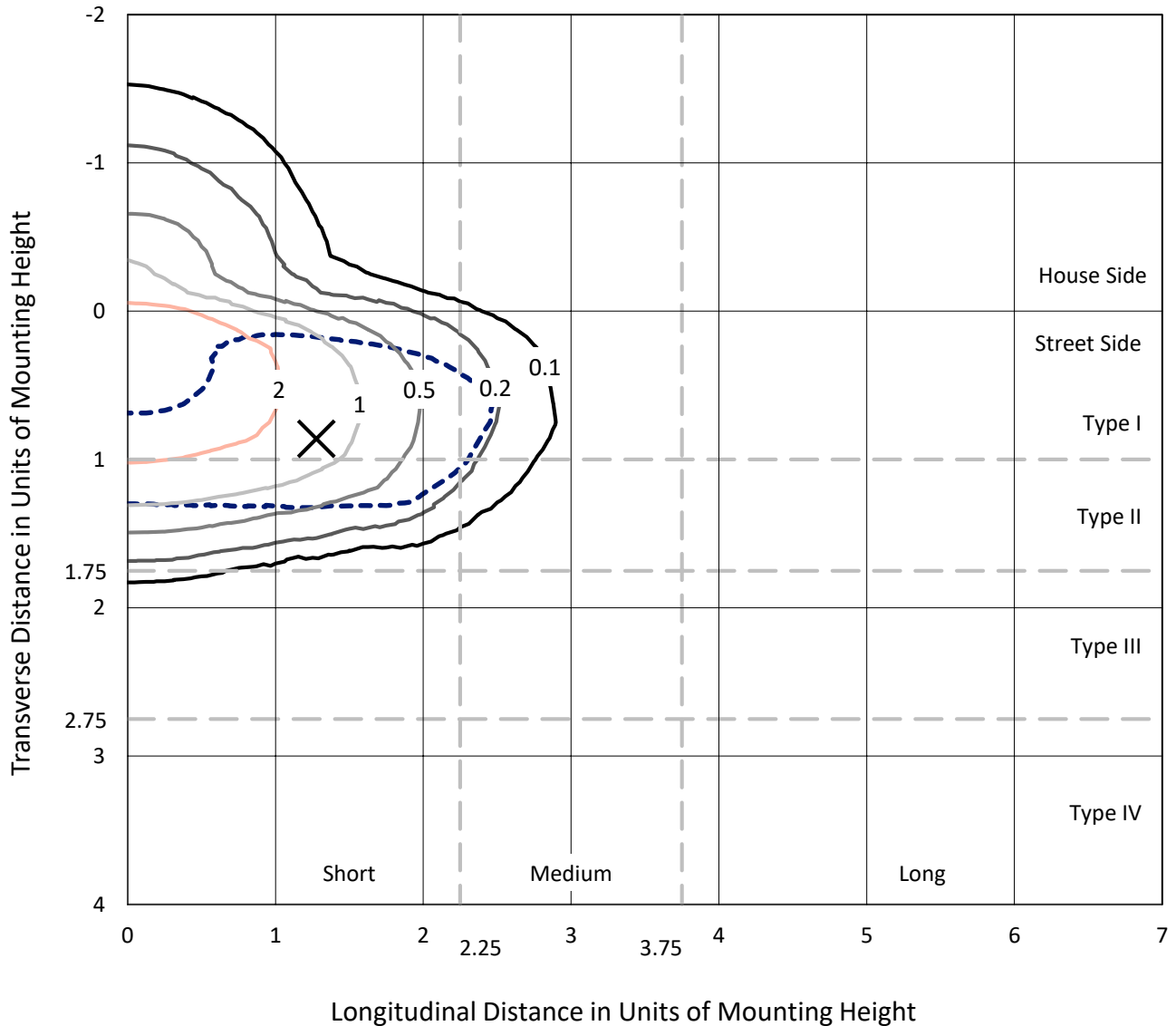
Input Watts (W): 59
Input Voltage (V): NR
Input Current (Ain): NR
Voltage Rise (V): NR
Power Factor: NR
Total Harmonic Distortion (THDi): NR
Frequency (hertz): 60
Stabilization Time: NR
Operation Time: NR
Ambient Temperature (°C): NR
Test Distance: 24 FT



REPORT NUMBER: P382770
 CATALOG NUMBER: GAN-SA1C-735-U-AFL

Iso-Footcandle Lines of Horizontal Illumination

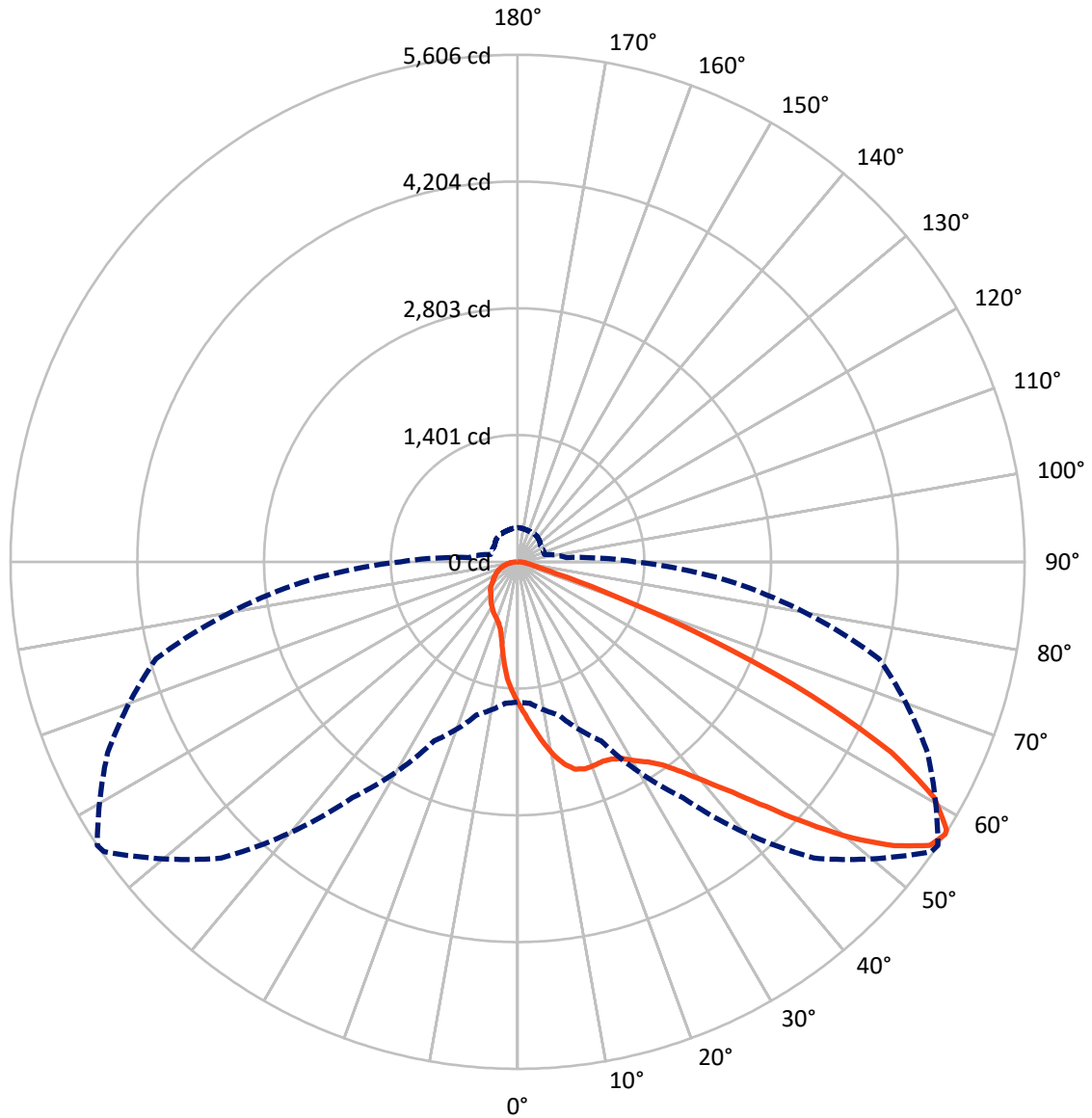
✕ Max cd
 - - - 1/2 Max cd



Based on 25 foot mounting height. Maximum calculated value = 3.5 fc
 Type II - Short - N/A

REPORT NUMBER: P382770
CATALOG NUMBER: GAN-SA1C-735-U-AFL

Luminous Intensity Polar Plot



— Vertical Plane Through 56-Deg Lateral - - - Horizontal Cone Through 57-Deg Vertical

REPORT NUMBER: P382770
 CATALOG NUMBER: GAN-SA1C-735-U-AFL

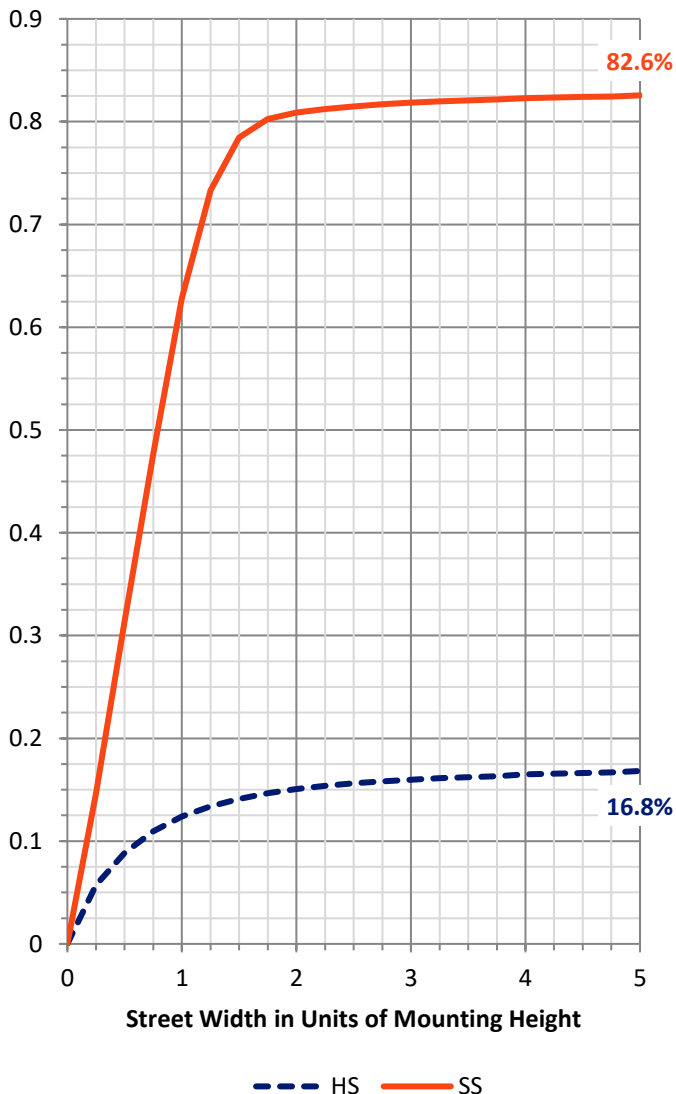
FLUX DISTRIBUTION:

		Downward	Upward	Total
House Side	Lumens	1220.1	0.0	1220.1
	% Fixture	17.2	0.0	17.2
Street Side	Lumens	5857.8	0.0	5857.8
	% Fixture	82.8	0.0	82.8
Total	Lumens	7077.9	0.0	7077.9
	% Fixture	100.0	0.0	100.0

ZONAL LUMENS:

Zone	Lumens	% Fixture
0°-10°	150.0	2.1
10°-20°	424.0	6.0
20°-30°	690.6	9.8
30°-40°	1032.3	14.6
40°-50°	1565.8	22.1
50°-60°	1755.0	24.8
60°-70°	1036.6	14.6
70°-80°	339.6	4.8
80°-90°	83.9	1.2
90°-100°	0.0	0.0
100°-110°	0.0	0.0
110°-120°	0.0	0.0
120°-130°	0.0	0.0
130°-140°	0.0	0.0
140°-150°	0.0	0.0
150°-160°	0.0	0.0
160°-170°	0.0	0.0
170°-180°	0.0	0.0
0°-90°	7077.9	100.0
0°-180°	7077.9	100.0

Coefficient of Utilization

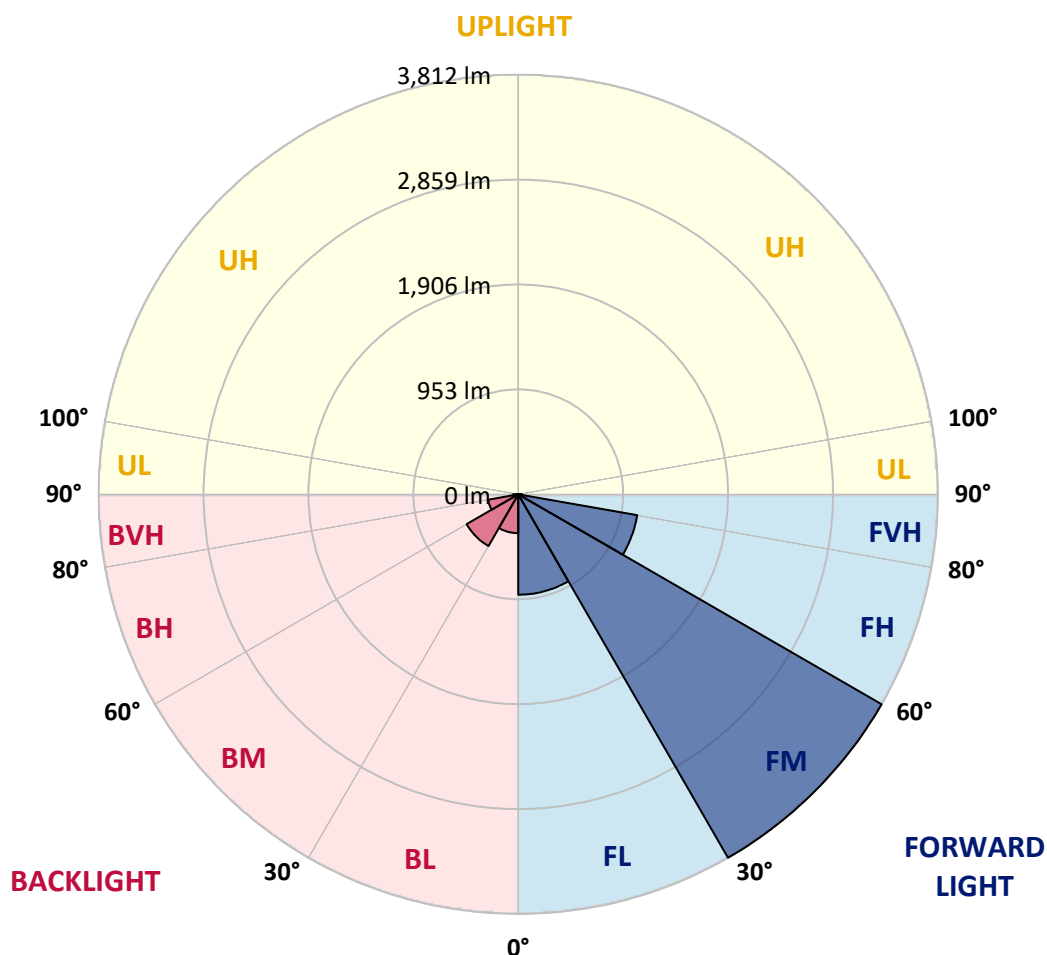


REPORT NUMBER: P382770
 CATALOG NUMBER: GAN-SA1C-735-U-AFL

LUMINAIRE CLASSIFICATION SYSTEM LUMEN TABLE AND BUG RATING:

Zone	Lumens	% Fixture	Zone Rating/Lumen Limit		
			B	U	G
FL (0°-30°)	911.7	12.9			
FM (30°-60°)	3811.7	53.9			
FH (60°-80°)	1097.5	15.5			G1/1800
FVH (80°-90°)	36.9	0.5			G1/100
BL (0°-30°)	352.8	5.0	B1/500		
BM (30°-60°)	541.6	7.7	B1/1000		
BH (60°-80°)	278.8	3.9	B1/500		G1/500
BVH (80°-90°)	47.0	0.7			G1/100
UL (90°-100°)	0.0	0.0		U0/0	
UH (100°-180°)	0.0	0.0		U0/0	

BUG Rating: B1-U0-G1
 Type II Short





REPORT NUMBER: P382770

CATALOG NUMBER: GAN-SA1C-735-U-AFL

CANDELA DISTRIBUTION (FULL):

	0°	5°	15°	25°	35°	45°	55°	56°	65°	75°	85°
0°	1569.8	1569.8	1569.8	1569.8	1569.8	1569.8	1569.8	1569.8	1569.8	1569.8	1569.8
2.5°	1802.6	1819.2	1812.0	1786.6	1767.1	1739.7	1709.0	1699.8	1667.5	1631.1	1587.6
5°	2088.0	2079.7	2067.8	2028.4	1986.8	1938.4	1861.5	1849.4	1777.4	1695.4	1608.8
7.5°	2250.4	2249.8	2242.7	2219.6	2181.7	2118.4	2025.7	2011.4	1902.7	1770.8	1636.5
10°	2226.9	2225.2	2236.8	2261.0	2272.3	2259.2	2181.1	2166.8	2033.3	1854.2	1668.7
12.5°	2092.8	2093.8	2112.6	2163.1	2232.0	2314.7	2302.0	2295.0	2168.7	1948.6	1707.5
15°	1988.5	1990.7	2005.5	2049.6	2130.8	2280.9	2375.5	2378.0	2299.9	2052.8	1753.1
17.5°	1942.7	1947.4	1954.2	1985.1	2059.6	2213.5	2393.1	2406.2	2414.7	2160.7	1796.9
20°	1957.4	1961.7	1963.7	1983.4	2044.5	2172.6	2380.8	2404.4	2502.7	2262.4	1840.6
22.5°	2022.8	2025.5	2026.7	2031.8	2079.2	2184.3	2372.8	2397.6	2566.4	2353.6	1873.7
25°	2131.3	2129.3	2121.6	2115.0	2146.8	2230.5	2391.3	2414.9	2618.3	2436.3	1895.3
27.5°	2261.1	2258.7	2243.6	2225.7	2243.9	2302.5	2444.6	2463.3	2664.7	2513.7	1906.3
30°	2417.1	2410.8	2382.3	2360.9	2368.0	2410.6	2532.4	2549.5	2736.5	2601.4	1917.0
32.5°	2597.3	2590.5	2549.5	2513.9	2513.9	2549.5	2622.9	2637.0	2797.3	2700.7	1934.3
35°	2823.1	2814.6	2761.0	2701.5	2684.6	2702.7	2746.2	2756.2	2906.7	2825.8	1965.7
37.5°	3089.2	3077.7	3008.4	2928.6	2891.9	2891.0	2922.3	2942.8	3081.7	2989.9	2018.9
40°	3356.0	3348.0	3287.4	3224.6	3152.6	3129.5	3178.0	3184.3	3310.3	3193.8	2087.0
42.5°	3562.2	3560.8	3549.7	3557.9	3484.2	3437.5	3475.4	3480.5	3589.5	3414.4	2159.5
45°	3671.2	3673.7	3728.0	3848.1	3875.3	3841.2	3860.1	3861.5	3908.7	3636.9	2225.9
47.5°	3583.9	3596.6	3733.7	4002.6	4225.6	4338.7	4307.6	4325.5	4218.0	3828.1	2278.0
50°	3243.6	3259.2	3492.7	3933.7	4389.1	4820.1	4803.8	4799.6	4467.6	3968.2	2306.1
52.5°	2822.1	2834.2	3026.9	3575.9	4269.1	5086.2	5235.8	5214.3	4689.5	4073.1	2311.5
55°	2180.2	2199.2	2383.7	2861.7	3784.1	4984.5	5553.4	5534.2	4891.6	4128.1	2305.2
57°	1549.9	1569.8	1753.3	2184.1	3183.3	4632.6	5585.1	5605.5	5000.8	4137.3	2312.3
57.5°	1383.1	1403.5	1585.2	2003.6	2996.0	4505.3	5557.8	5591.9	5020.5	4135.9	2316.1
60°	696.4	704.2	819.9	1118.4	1893.8	3642.4	5202.5	5290.3	5038.3	4064.3	2333.0
62.5°	433.0	427.4	423.8	515.1	921.4	2415.4	4469.1	4638.2	4698.4	3891.2	2292.4
65°	380.6	370.2	330.0	322.8	406.9	1173.2	3365.5	3575.9	3972.4	3618.2	2195.5
67.5°	357.5	347.4	302.1	274.9	275.1	465.1	2089.5	2326.4	3094.5	3156.8	1967.1
70°	333.8	324.5	282.2	250.0	234.3	257.6	961.3	1141.1	2017.2	2481.3	1644.1
72.5°	303.1	296.8	256.6	223.6	206.7	192.9	368.1	434.7	1167.8	1666.4	1141.8
75°	271.0	265.1	230.8	199.3	178.8	151.7	207.3	223.3	593.3	852.6	562.1
77.5°	235.7	232.3	205.3	176.1	159.9	125.8	146.7	154.5	254.4	365.6	281.9
80°	187.5	194.1	179.5	156.9	141.8	100.7	103.9	109.0	148.1	178.6	160.0
82.5°	122.1	133.6	140.6	127.4	116.7	79.3	74.7	76.9	96.6	109.0	69.6
85°	50.9	57.2	92.4	83.5	77.6	57.8	50.1	51.0	59.8	62.0	28.5
87.5°	22.6	24.1	40.6	38.2	32.9	19.9	21.4	23.4	31.9	30.2	11.0
90°	0.0	0.0	0.0	0.0	0.0	0.0	0.0	0.0	0.0	0.0	0.0



REPORT NUMBER: P382770
 CATALOG NUMBER: GAN-SA1C-735-U-AFL

CANDELA DISTRIBUTION (continued):

	90°	95°	105°	115°	125°	135°	145°	155°	165°	175°	180°
0°	1569.8	1569.8	1569.8	1569.8	1569.8	1569.8	1569.8	1569.8	1569.8	1569.8	1569.8
2.5°	1571.3	1550.9	1515.9	1477.2	1445.6	1420.3	1394.7	1377.2	1356.8	1345.9	1340.2
5°	1572.5	1532.4	1458.7	1383.1	1315.4	1253.7	1194.8	1149.5	1107.2	1084.4	1078.1
7.5°	1577.7	1517.3	1398.2	1273.6	1153.4	1043.7	959.1	906.1	867.9	850.9	846.0
10°	1581.8	1499.6	1323.3	1138.8	975.4	864.2	798.5	768.9	755.8	753.5	751.4
12.5°	1591.5	1481.3	1244.5	998.2	837.0	760.1	737.2	735.4	739.0	744.3	744.3
15°	1606.8	1463.4	1154.5	877.6	749.0	721.9	726.6	737.2	747.2	755.5	756.7
17.5°	1618.0	1441.2	1057.6	781.0	702.0	709.3	725.9	741.0	751.1	759.1	759.9
20°	1626.1	1406.9	954.3	707.3	675.0	697.6	718.3	731.6	738.7	746.7	747.9
22.5°	1621.9	1360.9	862.5	654.6	653.1	680.6	700.3	716.4	711.0	703.2	708.3
25°	1602.0	1297.7	768.2	615.2	630.0	657.8	682.1	671.4	653.4	649.9	651.9
27.5°	1566.5	1217.0	680.9	578.7	603.3	636.5	635.1	624.4	618.1	613.7	616.4
30°	1528.3	1129.4	604.5	546.8	573.6	601.0	595.4	595.3	588.9	581.8	585.2
32.5°	1490.6	1041.3	543.9	520.5	551.2	554.8	567.0	570.7	558.3	543.4	542.4
35°	1457.8	958.1	497.9	496.7	524.2	524.6	542.4	537.3	506.4	491.1	491.1
37.5°	1433.2	875.2	462.9	475.3	488.7	501.4	510.3	489.2	484.0	475.6	475.3
40°	1422.5	802.2	441.0	459.0	463.6	479.7	456.6	464.8	467.3	462.9	462.9
42.5°	1411.3	738.7	422.0	446.6	445.8	443.7	432.0	442.7	452.5	452.6	452.0
45°	1400.1	684.0	405.2	420.0	430.3	406.7	408.9	420.3	433.9	438.9	438.9
47.5°	1387.7	640.7	389.9	392.1	407.9	392.1	390.4	399.2	415.2	423.0	424.7
50°	1360.4	601.8	372.4	367.5	371.9	377.3	378.8	382.9	400.7	413.0	415.9
52.5°	1322.7	567.0	350.0	345.0	345.0	365.1	371.9	373.2	388.2	403.1	406.0
55°	1291.4	544.9	326.9	325.9	325.0	352.2	363.9	365.8	376.3	388.0	389.4
57°	1293.5	543.2	309.2	310.1	309.9	339.1	356.3	360.5	365.8	375.8	377.6
57.5°	1294.8	544.4	305.3	305.7	305.5	335.5	354.2	358.7	362.9	373.4	375.0
60°	1313.0	547.6	289.4	284.1	285.3	316.0	341.8	347.6	350.3	364.1	366.3
62.5°	1286.0	533.4	276.9	263.9	263.9	295.6	324.5	333.8	337.9	356.6	360.2
65°	1207.7	493.8	262.0	241.1	243.5	275.1	303.8	318.9	325.2	348.6	352.5
67.5°	1086.8	447.8	246.1	220.6	223.0	253.7	282.4	298.7	308.7	339.8	343.0
70°	929.4	391.6	224.8	199.0	201.9	230.4	257.1	275.6	290.5	331.5	332.5
72.5°	685.2	321.1	194.9	175.1	178.3	203.1	231.6	253.0	272.9	310.9	310.4
75°	407.5	251.1	161.7	151.1	153.2	176.3	208.5	234.5	264.4	302.8	307.5
77.5°	247.1	189.0	131.8	126.5	129.2	152.8	191.9	219.7	260.7	285.6	284.1
80°	149.3	135.0	105.4	101.9	104.6	130.6	177.6	208.5	227.9	244.0	244.0
82.5°	78.1	82.4	77.3	74.7	78.3	106.0	161.5	181.9	201.4	173.0	161.5
85°	31.9	43.0	46.9	46.7	48.9	73.5	139.4	155.7	129.9	123.3	126.2
87.5°	10.7	18.3	22.8	19.7	20.7	46.2	96.6	75.2	89.2	62.2	59.2
90°	0.0	0.0	0.0	0.0	0.0	0.0	0.0	0.0	0.0	0.0	0.0

(END OF REPORT)